

# BELLBRIDGE NEWS



Telephone: 9749 6161

Address: 120 Bellbridge Drive, Hoppers Crossing, 3029

Email: [bellbridge.ps@education.vic.gov.au](mailto:bellbridge.ps@education.vic.gov.au) Website: [www.bellbridgeps.vic.edu.au](http://www.bellbridgeps.vic.edu.au)

Facebook: <https://www.facebook.com/BellbridgePrimary3029>

## UPCOMING DATES TO REMEMBER

Thursday 13 <sup>th</sup> June	- Grade 2 incursion (Toys over Time), 5A and 5C Bike Education
Friday 14 <sup>th</sup> June	- Gr 6 Gala Day
Monday 17 <sup>th</sup> June	- 5B and 5D Bike Education
Wednesday 19 <sup>th</sup> June	- Sushi Lunch Day (more information below)
Thursday 20 <sup>th</sup> June	- 5A and 5C Bike Education, Regional Cross Country
Monday 24 <sup>th</sup> to Wednesday 26 <sup>th</sup> June	- Parent Teacher Conferences (book via Compass)
Friday 28 <sup>th</sup> June	- Term 2 ends (1:40pm dismissal)

**PLEASE NOTE: COMPASS is the main form of communication between school and home. It is important that all families are using this communication tool. If you are not able to login, or have forgotten your password, please contact the school and our office staff will be happy to assist.**

## PARENT TEACHER CONFERENCES

Book now via Compass for our Parent Teacher Conferences on Monday 24<sup>th</sup>, Tuesday 25<sup>th</sup> and Wednesday 26<sup>th</sup> June. Term 2 Parent Teacher Conferences provide the opportunity to discuss Semester 1 reports, which will be available to families on Friday 21<sup>st</sup> June. You may also like to book in to see your child/children's specialist teacher/s (Visual Arts, Performing Arts, Physical Education, S.T.E.M. and Auslan). There will be limited bookings available for specialist teachers and these tend to be filled quickly. Refer to Compass for more information. If you need any assistance with booking, please contact the school office on 9749 6161.

## SCHOOL POLICIES

Bellbridge Primary School continually review and update our policies according to DET guidelines. All policies are available from our school website via: <https://www.bellbridgeps.vic.edu.au/policies-and-forms.html>. If you have any suggestions, comments or question about the policies or our practices, please contact the school via 9749 6161 or [bellbridge.ps@education.vic.gov.au](mailto:bellbridge.ps@education.vic.gov.au).



SUBWAY lunches are available for order every Friday this term.

Ordering is simple. Visit <https://www.subsforyou.com/>, follow the steps to place the order, review and pay.

To order for the first time:

1. Go to <https://www.subsforyou.com/>
2. Register and fill in your details
3. Select the 'Profiles' tab, then select '+Add Profile'
4. Create a profile for each child, including selecting the school name and your child's class
5. Select 'Order Now!'
6. Select the profile you are ordering for
7. Select the date you'd like to order for
8. Select items from the approved menu and finalise your order

Wanting to place an order for multiple people? You will be asked when you finalise your first order if you would like to place another order for another profile (person).

Orders are to be placed by 5:00pm on Wednesday.

If you need any assistance with ordering, you can email [contact@subsforyou.com](mailto:contact@subsforyou.com) or contact us on 9749 6161.

Dear students, parents/carers and staff,

I hope all enjoyed the opportunity to recharge the batteries over the recent long weekend as we gear up for the final few weeks of Term 2.

### Athletics

Our 3-6 Athletics on Friday 7<sup>th</sup> June was a tremendous success, filled with enthusiasm, sportsmanship and fun. Students showcased their talents in various track and field events, from sprints to long jump, earning cheers and support from classmates, teachers and parents alike. The day fostered a spirit of healthy competition and teamwork, highlighting the importance of physical fitness and community engagement. Congratulations to all our young athletes for their outstanding efforts and to everyone who contributed to making this event memorable! Additionally, a significant thank you to Mr Stanciu, Mr Grant and Mr Harris.

### Buildings and Grounds

We are excited to announce that renovations for our primary school toilets and basketball courts have officially begun! These updates aim to provide our students with enhanced facilities, ensuring a clean, comfortable and safe environment. The upgraded toilets will feature modern fixtures and improved hygiene standards, while the revamped basketball court will offer a top-notch space for sports and recreational activities. We appreciate your patience during this period and look forward to unveiling these improvements soon, enhancing our school's infrastructure for the benefit of all our students.

### Spotlight on Visual Arts

I am delighted to share my enthusiasm for our primary school's Visual Arts curriculum, which has been a source of immense joy and inspiration. This innovative program encourages students to explore their creativity through a variety of mediums. It has been wonderful to witness the students' artistic growth and self-expression, as well as the collaborative spirit that these activities foster. The Visual Arts curriculum not only enhances their artistic skills but also contributes to their overall development and confidence, making it a truly enriching experience for everyone involved.



### School Saving Bonus

You may have seen the recent announcement of the School Saving Bonus, as part of the Victorian Budget 2024/25. We are sharing more information about how families will be able to access and use this support. This one-off support will include \$400 for each eligible student to help families cover the costs of school uniforms and activities in 2025. It will be available to parents and carers of every child enrolled in a Victorian government school in 2025. Cash will not be paid directly to individuals or families. Instead, families will receive the bonus as credits on their school accounts that will help meet the costs of your children's activities and uniforms. There will be more information and guidance about the School Saving Bonus in Term 3, 2024, ahead of its implementation in 2025.

### Enrolments


Enrolments for Prep 2025 are now open and we would encourage all of our Bellbridge Primary School families and friends to collect an enrolment pack from the school office. The enrolment process is a two-step process with all families submitting an enrolment application which will be considered before an official offer and confirmation of enrolment for 2025 later in the year. While families with a permanent residential address within our designated school zone and siblings of existing students are guaranteed a place at our school, families beyond our zone may submit an enrolment application for consideration. These out of zone enrolments will only be considered if the school has capacity and will be prioritised in order of closeness of the home to the school. Families can easily identify their designated school zone by entering their address into the Find My School website at [www.findmyschool.vic.gov.au](http://www.findmyschool.vic.gov.au). We are also offering school tours for new families that are interested in enrolling for next year each Monday at 9am. Please contact the school office if you would like to organise a tour of our fantastic school.



Photos of our recent student and staff award winners:



Christopher Pugh – Principal  
[Christopher.Pugh@education.vic.gov.au](mailto:Christopher.Pugh@education.vic.gov.au)






Prep students had so much fun exploring their creativity to create a wonderful piece of art linking to the letter sound they learned last week. They used their creations as inspiration for their Writing and were able to write some amazing sentences.

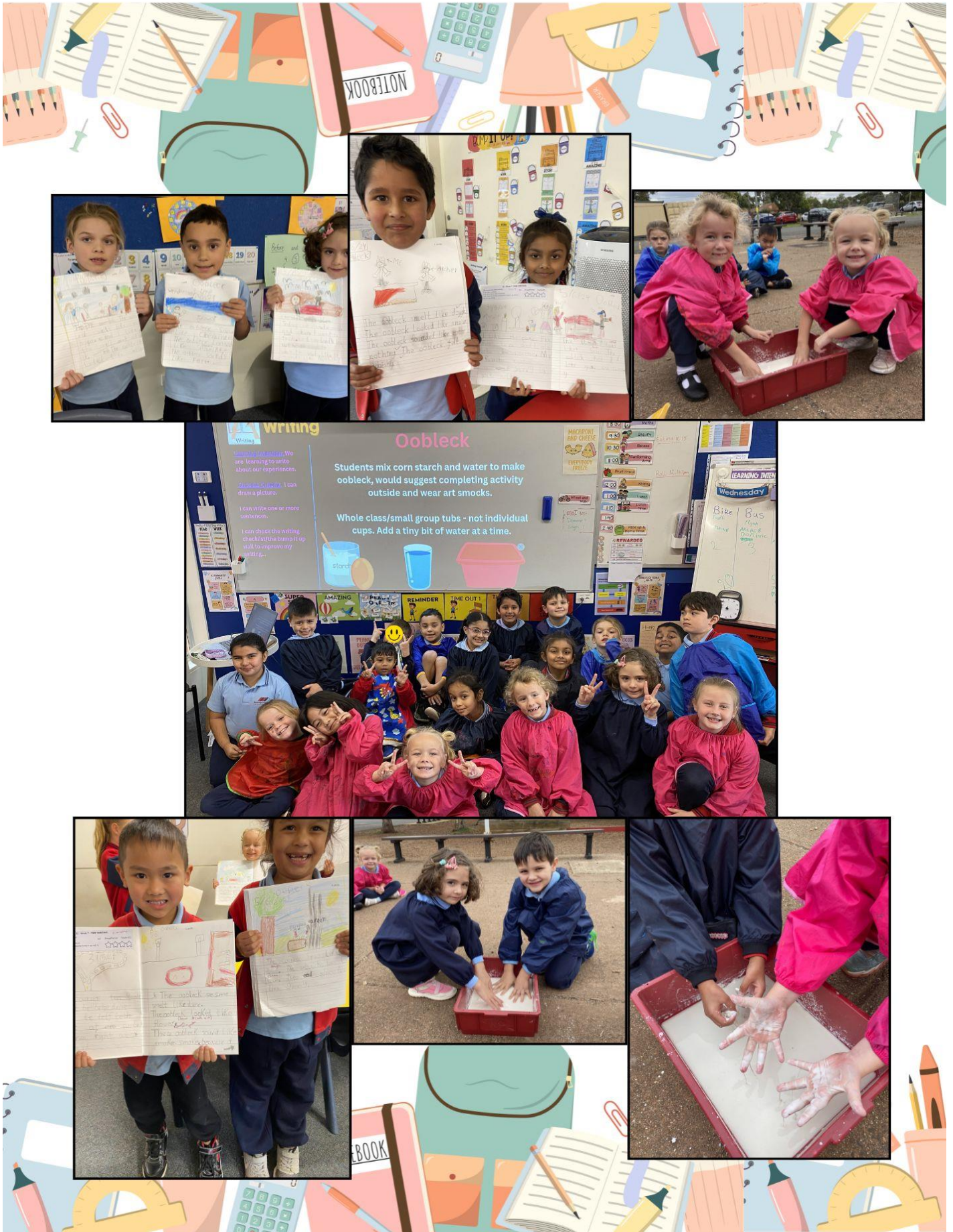


# J is for Jellyfish





Grade 1 students recently completed a Language Experience Approach to writing by engaging in a sensory activity, creating Oobleck (a mixture of water and cornstarch). Following this hands-on experience, each student independently wrote their observations, describing what they heard, saw, and smelled.





Grade 2 students had a writing prompt focusing on 'The Day the Chairs Quit!'. Students were surprised to see that the chairs in the classroom had enough and took a break. Students generated ideas as to why the chairs had quit which prompted discussion and many laughs. The ideas were then used to formulate the basis of their narrative.



Over the last few weeks Grade 2 students have been focusing on efficient counting strategies. They have been using various materials to establish a deeper level of understanding surrounding the organisation of a collection, perceptual and conceptual subitising and counting collections.





During Term 2, Grade 3 students have been learning about the states and territories of Australia. They created a PowerPoint presentation which included information about each state and territory. They found out the capital city, the flora and fauna emblem, natural and human-made landmarks, and any other interesting information they could find. Some students even learnt to hyperlink.



This is Victoria on a map

# Victoria



Pink lakes



Luna park

Victoria is located in the southern part of Australia. Its capital city is Melbourne. The floral emblem of Victoria is the common heath and the animal emblem is the Leadbeater's possum. A natural feature of Victoria is Pink Lakes and a man-made structure is Luna park.



This is Victoria's animal emblem.



Common heath



This is what the Victoria flag looks like.

# Western Australia



The Numbat



The Pinnacles

Western Australia is located on the west of Australia. Western Australia's capital city is Perth. There animal emblem is the numbat and floral emblem is the red and green kangaroo paw. Western Australia has a natural feature called the Pinnacles and there is a manmade landmark called the State War Memorial.



Red and green kangaroo paw



State War Memorial



# NEW SOUTH WALES



A Platypus

The capital city of New South Wales is Sydney. A man-made structure is The Sydney Opera House. New South Wales flora emblem is the Waratah. A natural feature is The Three Sisters. New South Wales is on southeast coast of Australia. The fauna emblem is the platypus.



The Waratah



Sturt's Desert Pea

# South Australia



South Australian flag



umpHerston Cave



The Three Sisters



The Sydney Opera House



Adelaide Oval



wombat



Map showing south Australia

# Australian Capital Territory



This is the Royal Bluebell.



ACT is located at the southeast of Australia. The Royal bluebell is the floral emblem of ACT. The animal emblem of ACT is The Gang-Gang Cockatoo. The capital city of ACT is Canberra, and a natural feature is the Australian War Memorial. A landmark is the Timbered Mountains.

This is the Gang Gang Cockatoo.



This is Timbered Mountains.



The Tasmania flag



The Tasmanian blue gum

# Tasmania

Tasmania's capital city is Hobart. The floral emblem of Tasmania is the Tasmanian blue gum. The animal emblem is the Tasmanian devil. One natural feature is Mount Wellington. A manmade feature is the Port Arthur Historic Site. Tasmania is found at the bottom of Australia, off the mainland.



The Port Arthur Historic Site

The Mount Wellington



The Tasmanian devil



The Australia map



The Cooktown Orchid

# Queensland

Queensland is located on the northeast coast of Australia. The capital city of Queensland is Brisbane. Queensland's floral emblem is the Cooktown Orchid. The animal emblem is the koala. A natural feature in Queensland is the Great Barrier Reef. A tourist attraction to visit is Warner Bros. Movie World.



The Great Barrier Reef

A Koala



Warner Bros. Movie World



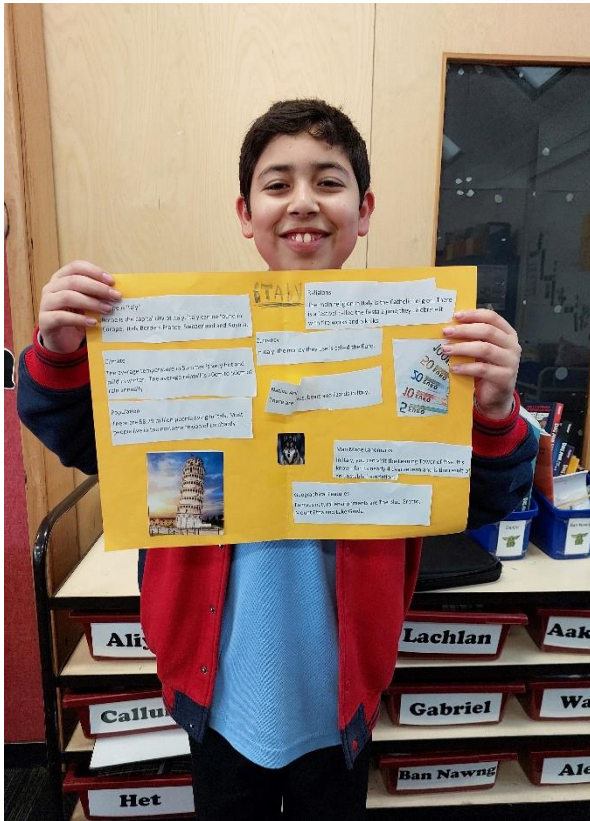
## GRADE 4 LEARNING

Grade 4 students have been learning about volume of three-dimensional objects. They used centicubes to create a three-dimensional object and calculate its volume using  $\text{cm}^3$ . Students loved this hands-on learning experience.





This term, Grade 5 students have been looking at continents and biomes in the Northern Hemisphere. In the past few weeks, we all have been planning, researching and drafting information reports about a country located in the Northern Hemisphere. We have published information reports and presented our information on posters which we have shared with the class.





## GRADE 6 LEARNING



For several weeks, Grade 6 students have been learning about different areas of parliament in preparation for the 'Parliament of Wizards'. Students have created a fictional electorate which they are going to represent across multiple sittings of parliament. The Nation of Arcezia will have parliaments in each classroom where the students will display the wizard gear that they have made throughout the term as they make their speeches to parliament.





## Grade 6s have gone Makey Makey


Our Grade 6 students studied famous Scientists and Inventors in Term 1, from the gifted minds of Leonardo Da Vinci and Albert Einstein to the double winning Nobel prize winner Marie Curie and the founder of the Nobel prize himself, Alfred Nobel. This term, they themselves have become the next great Inventors! They have studied early electric circuit work, creating a variety of simple and parallel circuits. They then went on to create prototypes for future invention ideas.



Combining this circuit knowledge and their creative powers they have created a series of inventions using the wonderful 'Makey-Makey' devices to turn their netbooks into fun games for their Prep buddies.



Over 3 weeks they produced Game Controllers (including banana operated versions!), Running Machines and Sound Systems.





They then presented these to their very appreciative Prep buddies who came to test them out and check if they were 'Prep-Proof!' 😊



It was a pleasure to see our Grade 6s act as outstanding role models to our future Bellbridge stars, and our delightful Preps left with big smiles and quite a few stickers!



Well done Grade 6s and thank you to the fun-loving Preps who made the whole learning experience so purposeful, and FUN!!! 😊




# Speaking and Listening Strategies

Children learn the sounds of language by listening to people talk. As children learn to talk with others, they ask questions, learn the meanings of words, and find out interesting and important things about the world around them. Many experiences of listening and talking prepare children to read.



Here are some activities to try:

- When giving directions to your younger children, use short sentences and explain clearly what you want them to do. As they grow older, increase the length of the directions using words that describe (for example, instead of saying, “Get the book,” you can say, “Please bring me your favourite storybook. It is on the desk in your room.”).
- Ask your children questions that require more than a “yes” or “no” answer. Some questions that help them to talk more openly are “Why do you think that happened?” “What do we do next?” “What would happen if we did it this way?” “What can we do about that?” “How can we make this better?”
- Listen carefully as your children talk to you. Answer their questions and take time to explain things to them.
- Teach your children songs and poems that are fun to sing and say (for example, songs like “Row, Row, Row Your Boat” and poems like “Little Miss Muffet”).
- Play games such as “Red-Light Green-Light,” and “Simon Says” that require talking, listening, following directions, and giving directions.
- Set aside a special time each day to read aloud to your children.
- Read stories to your children and have them tell the stories back to you.
- Have your children “read” to you from a picture book by making up their own stories about the pictures.
- Take nature walks in the neighbourhood or at local parks. Spend time talking in detail with your children about things you can see, hear, or touch such as leaves, rain, and caterpillars.
- When possible, take your children on trips to zoos, museums, nature trails, and historical sites. Talk about the interesting and unusual things you see.
- Draw pictures with your children and take turns telling stories about the pictures.





## Empathy

Working on empathy helps us to identify, understand and feel what another person is feeling. When we show empathy or we do something kind for someone else, our brain releases oxytocin. This leads to increasing our self-esteem/confidence, energy levels, positivity and overall happiness.

### Whole Family Activity:

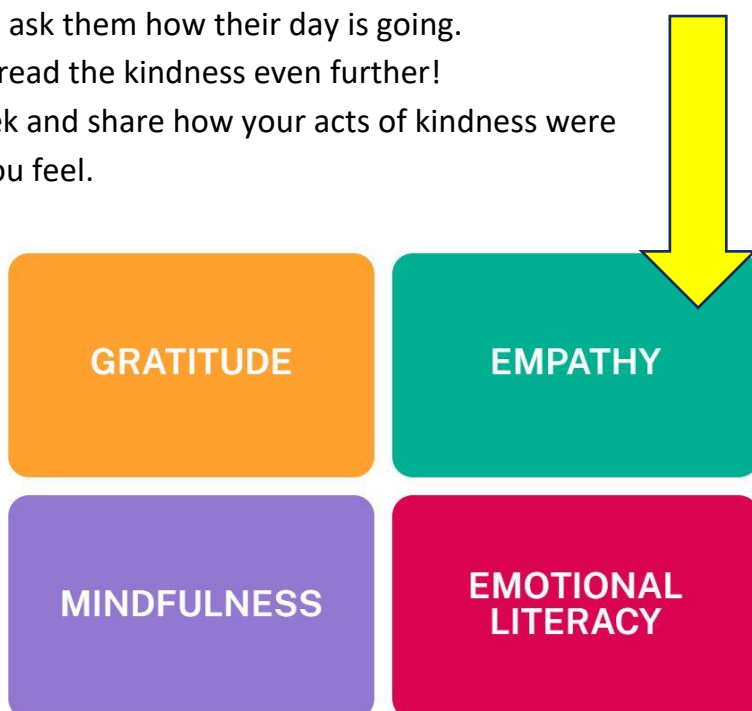
#### Neighbourhood Kindness Challenge

As a family, choose an act of kindness from the list below that you would like to do for a neighbour or family friend. Each family member can select one to commit to, or you can choose to do one together.

- Cook them something delicious like a cake, hot bread, or cookies.
- Write a note to put in their letter box thanking them for being a great neighbour or friend.
- Design them a Thank You card.
- Pick or buy some flowers to deliver to them.
- Choose a little plant from your garden to give them.
- Make them a gift from things around your house.
- Offer to do a job for them, like wash their car or water their garden.
- Offer to take their pets for a walk.
- Invite them over for afternoon tea.
- Invite them on a walk.
- Recommend one of your favourite books to borrow and read.
- Ask them if they need anything from the shops next time you buy groceries.
- Say hello next time you see them and ask them how their day is going.
- Feel free to do more than one and spread the kindness even further!
- Report back to each other in one week and share how your acts of kindness were received, and how doing them made you feel.

#### Family Habit Builder:

Every night at dinner, have each person thank another family member for something they've done or said today or give another family member a compliment.







# SECOND HAND UNIFORM SHOP



OPEN..  
**ODD WEEKS ON FRIDAY**  
**8:00AM-8:30AM**

LOCATION..  
**REWARDS SHOP**  
(near Gate 4)



For more  
information, call  
us on... **9749 6161**

**DONATIONS WELCOME**  
Please ensure all donations are  
washed and in good condition.



**Bellbridge Primary School**  
Individual Paths, United Journey





# SHOP FOR YOUR SCHOOL

**16 MAY – 26 JUNE**

**Support your local school for their  
chance to win a share of \$30,000\***

Shop and upload your receipts when you spend at participating stores and help your school win a major prize! Plus, go in the draw for the chance to win weekly gift cards!

**For more details**



Terms and conditions apply

**PACIFIC***werribee*



# PACIFIC WERRIBEE ARE GIVING YOUR SCHOOL THE CHANCE TO WIN IN A SHARE OF \$30,000

## Step 1

Spend at any store centre wide.

## Step 2

Scan the QRCode/visit the website to upload receipts,  
enter your details and nominate your school.

Every dollar you spend earns points  
towards your school's tally.

## Scan today



---

## WEEKLY SHOPPER PRIZES TO WE WON!

Plus, you'll go into the draw to win one of three weekly \$200  
gift cards to spend on Fashion, Dining and Fresh Food.

---

## SHOP FOR YOUR SCHOOL AND WIN

1st Prize: \$15,000  
2nd Prize: \$10,000  
3rd Prize: \$5,000

Visit the in-centre leaderboard located near  
Woolworths or scan above to track results!

# SUSHI DAY

## WEDNESDAY JUNE 19



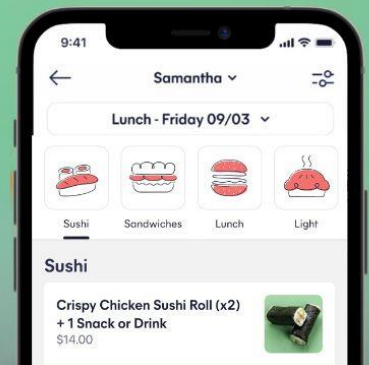
Download our  
'Spriggy Schools'  
app using the QR  
code below

Create an  
account and  
register your  
child  
(staff can order too!)

Order before  
10pm Tuesday  
June 18 to  
secure your  
Sushi!



Contact us via  
'chat' on the app







**WIN!**

EARLY-BIRD BOOKINGS  
made before 14th June 2024

**\$170**  
PER PERSON

OPEN  
TO ALL  
BALLERS  
AGED 5-16  
YEARS

Will go into the draw to win an  
**ELECTRONIC BASKETBALL SHOOTING SYSTEM!**



**FRUIT,  
PRIZES &  
GIVEAWAYS**

**BYO  
LUNCH,  
WATER &  
BASKETBALL**

# WINTER HOLIDAY 2024 **LANARD COPELAND** BASKETBALL CAMP

**1-2 JULY**  
9am - 3pm



For more info or to purchase a ticket, head to [altonasportscentre.com.au](http://altonasportscentre.com.au) before 28TH JUNE 2024







# FOOTBALL FOR ALL ABILITIES

Launching 14th June

Exciting News!

We're thrilled to announce that All Abilities Soccer Program is launching this June at West Point Soccer Club!

This program is designed to be inclusive and welcoming to players of all abilities, ages, and skill levels. Our goal is to provide a fun and supportive environment where everyone can enjoy the beautiful game.

Whether you're a seasoned player or just starting out, we invite you to join us on this journey. Let's play, learn, and grow together!

Register your Interest Today



WE ARE WEST POINT





# Scout Holiday Program

## The Pines Scout Camp



The Scouts Victoria Outdoor Experience offers a wide variety of themed activities as well as campcraft opportunities to get young people outside these holidays! Scan the QR code below to see what activities are on each day and select the ones that sound most exciting for your child/ren, or they may love to try them all!

Activities open for both registered and non-registered youth aged 5 - 14 years. Snacks & lunch provided each day.

**Please Note:** Activities may change days depending on the weather.

**The Pines Scout Camp, Altona Rd, Altona 3018**

### Program Includes

#### Monday July 1<sup>st</sup>

13-Storey Treehouse Stage Show & Performing Arts

#### Tuesday July 2<sup>nd</sup>

Surf Life Saving Club & Hatchets / Frisbee Golf

#### Wednesday July 3<sup>rd</sup>

Pioneering/Stick Archery & SES visit

#### Thursday July 4<sup>th</sup>

Fishing & Campfire Cooking



For bookings and more information contact our School Holiday Program Team 03 8543 9818

Scan the QR code to register  
<https://www.trybooking.com/CSJCF>

**Book Today!**  
*From \$100 per day*  
Programs run from  
**9am - 4pm**

**scoutsvictoria.com.au | 1800 SCOUTS**





# midseason entry

It's not too late to join NAB AFL Auskick.  
Try it out - 5 weeks and exclusive goodies for \$55!

## BELLBRIDGE AUSKICK CENTRE

Bellbridge Primary School, Hoppers  
Crossing

Saturday 15th June



[play.afl/auskick](https://play.afl/auskick)